



## NEW, IMPROVED SKIN PADS

Suturing is a core skill in medical education, taught in early postgraduate medicine or in some undergraduate medicine courses. Suturing is also a key skill for postgraduate nursing and paramedics.

The Limbs & Things Skin Pads have three layers to provide more realistic training and enable training in more advanced suturing, such as subcuticular undermining and subcuticular suturing.


A NEW,  
**MORE  
REALISTIC**  
SKIN TEXTURE



**UNIDIRECTIONAL  
STRETCH**  
MIMICS DIRECTIONAL  
COLLAGEN IN HUMAN SKIN



**THICKNESS**  
OF DERMIS & EPIDERMIS  
LAYERS BASED ON HUMAN  
SKIN AVERAGES



DISTINCT LAYERS WITH  
**CORRECT  
COLOURING:**  
PINK EPIDERMIS  
WHITE DERMIS  
YELLOW SUBCUTANEOUS FAT

### PAD DIMENSIONS:

- Small 125mm x 72mm
- Large 145mm x 125mm


*Learning has never been more lifelike*

[limbsandthings.com](http://limbsandthings.com)

## PROFESSIONAL SKIN PAD MK 2


00091	SMALL (x4)	00093	SMALL (x4)
00092	LARGE (x2)	00094	LARGE (x2)

Simulated Patient



An advanced 3 layer skin pad for demonstrating and practising a variety of incisions and a wide range of suturing techniques.


- Incisions: linear, ellipse, flaps, shaped
- Subcuticular suturing
- Subcuticular undermining
- Continuous suturing
- Simple and advanced interrupted suturing techniques
- Stapling
- Use of adhesive strips



## LIPOMA PAD

00081
-------

Simulated Patient



For practising the full lipoma removal procedure. 3 layer skin: epidermis, dermis and subdermal layer. Pad contains 2 lipomas.

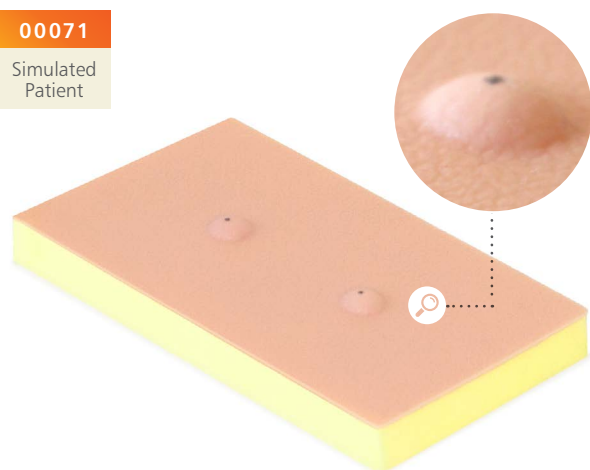
- Designing the incision
- Marking out the lipoma
- Incising the skin
- Blunt dissection
- Removal
- Closure



## SEBACEOUS CYST PAD

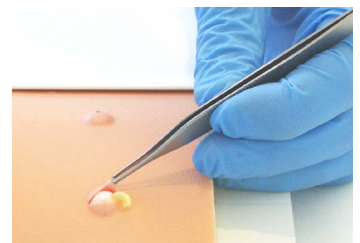
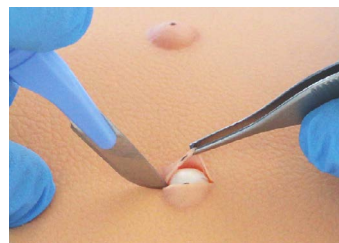
00071
-------

Simulated Patient



For practising the full sebaceous cyst removal procedure. A 2 layer skin pad with epidermis and subdermal layer. Contains 2 cysts.

- Marking out the cyst
- Planning and marking the ellipse
- Incising the skin
- Sharp dissection
- Blunt dissection
- Management of a burst cyst
- Removal
- Closure



V.2 JAN 2022



REQUEST A QUOTE



REQUEST A DEMO



BUY ONLINE



CUSTOMER SUPPORT

limbsandthings.com